

Grampa Greenhouse

and friends grow...



TOMATOES



Hi, our names are Tommy and Matteo. We help Grampa Greenhouse grow all kinds of fun plants, fruit & vegetables.



Today we are helping him to grow tomatoes, do you want to learn with us?

Let's get growing...

Fun fact before we start: did you know not all tomatoes are red? Some varieties can grow to be green, yellow, orange, pink, black, brown, white, and purple – how cool is that!



What you'll need

- Tomato seeds or seedlings – Grampa Greenhouse recommends Totem or Tumbling Tom for us kids
- Small pots or containers
- Potting Soil
- Label or markers – this is how we remember what tomato varieties we've planted
- Garden tools such as: shovel, rake and watering can

Time to start growing

STEP1: Let's get started, first we need to fill our pots or containers with our potting soil. Grampa Greenhouse says to leave some space at the top.

STEP 2: Are you growing your tomatoes from seed or seedlings? If you're using seeds, follow the instructions on the seed packet for planting depth and spacing – plant 1 or 2 seeds per pot.

If you are using seedlings, gently remove them from their containers and plant them in the centre of each pot – Grampa Greenhouse helped is with this step.

STEP 3: Now we can place our pot or container in a sunny spot with plenty of natural light – you won't need to use a greenhouse for your tomatoes to grow.



STEP 4: Now we have to look after our crop – do you think we can together? Here's Grampa's tips –

- Water regularly – keep the soil moist but not waterlogged
- Feed the tomato plants once the flowers have appeared – Grampa Greenhouse says Tomorite is the BEST!
- Once they grow big enough move them to a Tomato Grow bag – this will give our plants the right nutrients to grow.

Grampa Greenhouse's Grammar

- Growbag – this is a large bag containing soil or compost which we can grow plants, especially vegetables in. You can get one at your local garden centre.
- Seedlings – seedlings are a young plant grown from seeds, they are the in between stage of a seed and fully grown plant
- Tomorite – this is a concentrated liquid feed perfect for growing delicious juicy tomatoes

Grampa Greenhouse did you know?


Tomatoes are technically a fruit!! This is because tomatoes come from the flowering part of the plant and contain seeds. Whereas vegetables are the stem, leaf or root of a plant.

Did you also know, the Spanish brought tomatoes to Europe after finding them growing in America? Now Spain holds the worlds biggest tomato fight which over 40.000 people go to each year and throw around 150.000 tomatoes at each other – we don't think Grampa Greenhouse would be happy if we threw our home grown tomatoes!



Types of Tomatoes



And how you can eat them

| | Salsa | Sauces | Salads | Cook/ Roast | Grill |
|---|-------------------------------------|-------------------------------------|-------------------------------------|-------------------------------------|-------------------------------------|
|  Grape Tomato | <input checked="" type="checkbox"/> | | <input checked="" type="checkbox"/> | <input checked="" type="checkbox"/> | <input checked="" type="checkbox"/> |
|  Cherry Tomato | <input checked="" type="checkbox"/> | <input checked="" type="checkbox"/> | | | <input checked="" type="checkbox"/> |
|  Tomatoes on the vine | | <input checked="" type="checkbox"/> | <input checked="" type="checkbox"/> | <input checked="" type="checkbox"/> | <input checked="" type="checkbox"/> |
|  Beefsteak Tomato | <input checked="" type="checkbox"/> | <input checked="" type="checkbox"/> | | <input checked="" type="checkbox"/> | <input checked="" type="checkbox"/> |
|  Cocktail Tomatoes | <input checked="" type="checkbox"/> | <input checked="" type="checkbox"/> | | <input checked="" type="checkbox"/> | |
|  Heirloom Tomatoes | | | <input checked="" type="checkbox"/> | <input checked="" type="checkbox"/> | <input checked="" type="checkbox"/> |



Grampa's Garden Games

Match the tomato trail
to the tomato colour



Colour
the
tomato

Thanks for learning how to grow
tomatoes with Grampa Greenhouse
and us. We can't wait to ketchup
with you next time!



Be sure to share your growing
projects with us on social media

